

ANNUAL REPORT

2022

Southern Shores
Police Department



Town of Southern Shores

Mayor Elizabeth Morey

Mayor Pro Tem Matt Neal

Council
Leo Holland
Paula Sherlock
Mark Batenic

Town Manager Cliff Ogburn

Chief of Police	/	David M. Kole
Deputy Chief	/	Jon Slegel
Sergeants	/	Matt Cooke Eric Brinkley
Officers	/	Cpl. Darrell Brickhouse MPO/SRO Tracy Mann SPO Jamie Hines SPO/K9 Zachary Eanes K9 Echo SPO Chris Simpson PO Joshua Liverman PO Richard Deaner PO Thomas Long
Administrative Assistant	/	Jennifer Couture

Chief's Statement

While 2021 was a challenging year due to COVID19, 2022 provided its own challenges as well. During our peak season we were down 3 officers, 1 unfilled vacancy, 1 resigned, 1 was out on family leave due to their spouse giving birth to their first child. At the end of the Summer peak season we had another officer off for 12 weeks for the birth of their first child as well. Officers again stepped up and showed their dedication to our town and its citizens, by ensuring all shifts and some of our additional overtime traffic enforcement details were filled. We are happy to report that the new additions to the following police officer's families, Officer Jamie Hines and his wife now have a beautiful and healthy baby girl, Officer Chris Simpson and his wife are also parents to a beautiful, healthy baby girl as well.

Calls for Service (CFS) saw a slight decrease of 127 Calls for service. This reduction was partly the results of less house/property check since there were a few less vacant houses, because they were rented all year long. Officers responded to an average of 1659 calls for service per month compared to 1670 last year. Even with the shortage of officers there was a slight increase in extra patrols compared to 2021; many were saturation patrols directed in our "cut-through" neighborhoods during the peak of summer traffic enforcing traffic laws. There was an increase of approximately 100 more vehicles stopped by officers compared to last year.

Reported incidents and criminal offenses saw a reduction compared to last year. Reported offenses (crimes) were down approximately 20% compared to 2021. Drug offenses also show approximately 33% decrease compared to 2021. Criminal arrests were down slightly, Drug arrests were down approximately 35%, which is consistent with the 33% reduction in overall drug offenses for 2022. DWI Arrests remained about the same as last year.

Traffic enforcement reflects a slight decrease in actual written citations and a 15% increase in warning citations compared to 2021. I believe these numbers validates my above comments and appreciations to those officers for stepping up while our workforce was shorthanded. Equipment violations appeared to be the highest violation, with speeding and stop sign violations 2nd and 3rd respectfully. Our local ordinance violations were consistent with 2021. We had a new Community Resource Officer (CRO) Dylan Jones who resides in


Southern Shores. He was fresh out of high school, and did an outstanding job for his 1st year and we hope to have him back this coming summer.

Officers responded to a total of 90 Motor Vehicle Accidents, with 64 of them reportable. June was the highest month for reportable traffic accidents with a total of 12. July was 2nd with 11 and Sept. was 3rd with 9 accidents. We had at least one motor vehicle accident each month. The 2 lowest were December with 1 and January with 1. The highest traffic accident location continues to be (NC12) Duck Rd/Ocean Blvd. with 27. The time of day with the highest number of traffic accidents was between 10am and 4pm with a total of 30 crashes. Many of the above noted accidents were rear-end crashes and non-injury.

Officers completed their mandated in-service training. Officers also completed and qualified with their firearms, tasers, SCAT=Subject Control Arrest Techniques, and CPR re-certification. Officers also attended numerous training schools throughout the year. We continued to keep up to date on "Active Shooter" training and techniques. We continue to train physically and defensively; this includes training at Kitty Hawk Elementary School. Our School Resource Officer (SRO) Tracy Mann continues to do an outstanding job and is loved by the kids, staff, and many parents as well. Officers also conduct daily walkthroughs at the school. They also continue to assist with directing traffic at both the beginning and end of each school day.

I would like to personally thank all the members of the police department for the hard work and dedication they exhibit each day. A special thanks to our Administrative Assistant Jennifer Couture for assisting in putting this report together. I would also like to thank the Town Manager for his continued support and assistance. I also would like to thank the Mayor, Town Council, and our Community for their continued support.

Respectfully,

BY ORDER OF


David M. Kole
Chief of Police

2021 Monthly Calls for Service

Calls for Service	Jan	Feb	Mar	Apr	May	Jun	Jul	Aug	Sep	Oct	Nov	Dec	Total
ABC Violation	0	0	0	0	0	1	0	0	0	0	0	0	1
Accident	1	3	7	8	9	19	16	9	15	10	4	10	111
Alarm	18	24	23	24	27	17	31	12	11	13	15	21	236
Animal Call	5	2	7	5	4	17	12	6	4	1	6	3	72
Assault	0	0	0	0	1	1	0	1	0	0	1	1	5
Assist Motorist	9	5	1	7	4	11	9	6	7	2	4	2	67
Assist Another Agency	6	14	13	19	15	21	13	12	3	7	18	9	150
Beach Patrol	0	1	2	0	1	11	23	22	10	0	0	1	71
Breaking & Entering	1	2	1	0	0	1	0	3	0	1	3	0	12
Business Check	1076	758	765	1003	1088	1257	1076	785	797	794	1018	880	11297
Careless & Reckless	2	0	10	7	8	22	14	11	8	6	4	4	96
Child Abuse	0	0	0	0	0	0	0	0	0	0	0	1	1
Communicating Threats	0	1	0	0	0	2	0	1	0	0	1	0	5
Community Policing	13	13	20	17	20	31	17	26	50	21	17	23	268
Death Investigation	0	0	0	0	0	1	0	0	0	0	0	0	1
Disorderly Conduct	0	1	0	0	0	1	1	0	0	0	0	0	3
Disturbance	0	0	1	1	0	2	2	0	0	0	2	1	9
Dispute	2	2	0	3	2	4	5	5	2	4	3	1	33
Domestic	0	0	1	1	2	1	1	1	2	3	2	5	19
E911 Hang-up	3	3	1	4	4	2	6	3	1	6	3	1	37
EMS	25	10	14	17	29	30	21	34	23	21	18	24	266
Escort	1	1	0	0	0	1	2	3	1	0	3	0	12

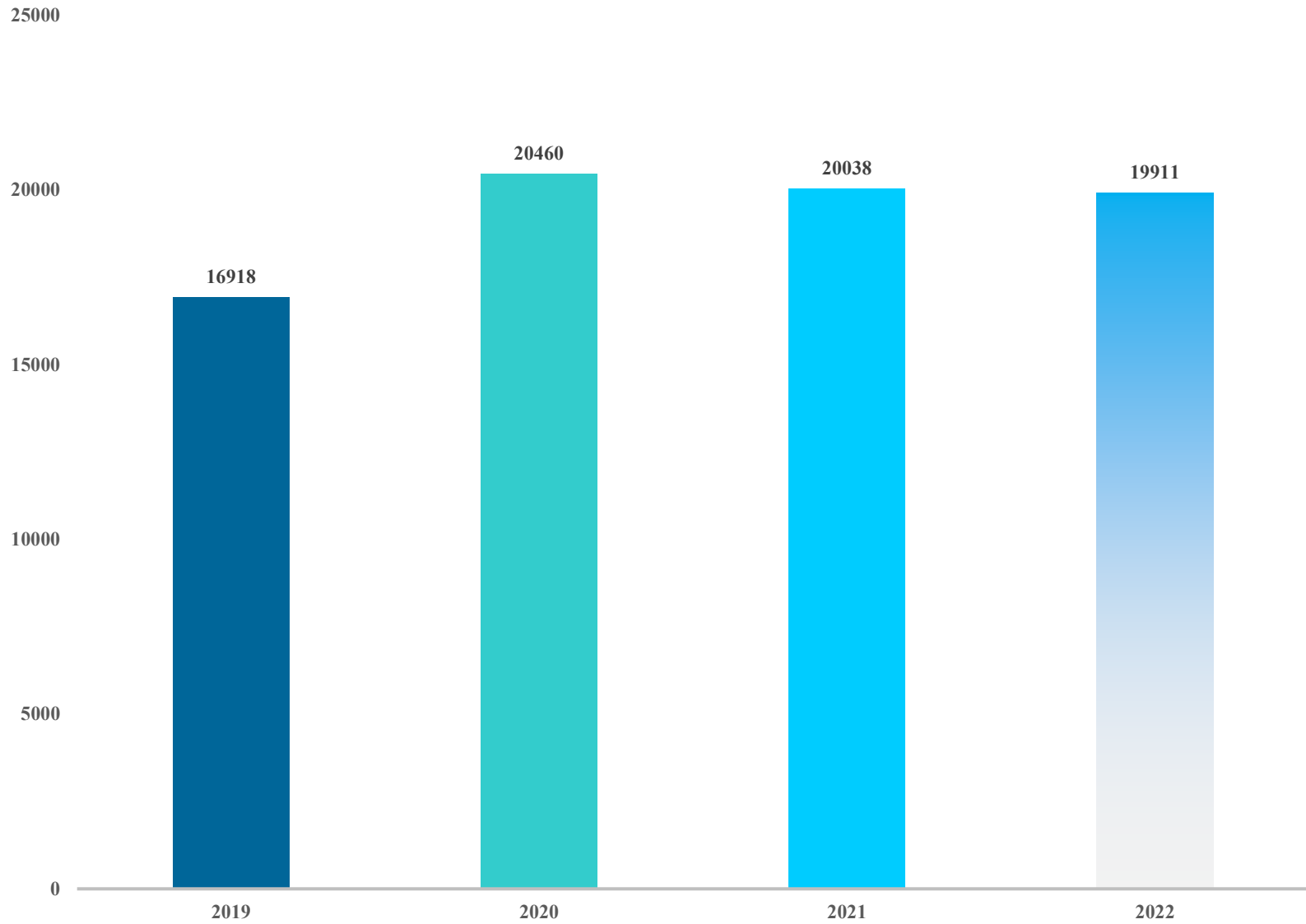
2021 Monthly Calls for Service

Calls for Service	Jan	Feb	Mar	Apr	May	Jun	Jul	Aug	Sep	Oct	Nov	Dec	Total
Extra Patrol	263	230	160	246	235	156	272	300	124	176	158	208	2528
Fingerprinting	3	6	0	3	1	3	1	0	1	1	1	2	22
Fire Call	12	6	6	15	11	14	22	11	19	7	6	7	136
Follow Up	6	22	11	12	9	21	15	12	12	15	16	7	158
Foot Patrol	36	40	32	52	60	75	63	54	90	66	87	81	736
Found Property	1	1	5	3	2	12	4	5	5	1	2	2	43
Fraud	1	1	4	3	2	1	1	1	1	1	2	0	18
Harassing Phone Calls	0	2	0	0	0	1	0	0	0	0	1	0	4
Improperly Parked Vehicle	4	8	10	6	20	24	22	7	5	2	0	2	110
Indecent Exposure	0	0	0	0	0	0	0	0	0	0	0	0	0
Injury to Property	1	0	0	1	0	5	1	2	3	4	2	0	19
Investigation	0	0	1	0	0	0	0	0	0	0	0	0	1
Juvenile	0	1	0	1	5	1	1	1	1	0	0	0	11
K-9	0	0	0	0	4	11	2	0	4	4	5	3	33
Larceny	0	0	0	3	2	1	5	0	7	1	2	1	22
Littering	0	0	0	1	1	0	0	0	0	0	0	0	2
Mental Person	0	0	0	0	1	0	2	1	0	0	0	0	4
Missing Person	0	0	0	0	0	0	0	1	0	0	0	0	1
Mutual Aid	3	3	5	4	6	7	7	7	0	5	2	4	53
Noise Complaint	0	3	3	5	2	11	3	5	7	3	5	1	48
Open Door	4	8	5	15	12	17	12	10	14	7	9	10	123
Other	18	14	8	23	26	31	55	39	45	37	22	22	340

2021 Monthly Calls for Service

Calls for Service	Jan	Feb	Mar	Apr	May	Jun	Jul	Aug	Sep	Oct	Nov	Dec	Total
Overdose	0	0	1	0	0	1	0	0	0	0	0	0	2
Property Check	54	46	80	62	63	46	50	23	32	45	41	66	608
Pyrotechnics	0	0	0	0	0	0	5	1	1	0	0	0	7
Schedule Violation	4	1	1	2	5	12	7	3	4	3	2	3	47
Suicide	0	0	0	0	0	1	1	0	0	0	1	0	3
Suspicious Condition	30	24	17	23	24	24	23	33	16	9	2	14	239
Talk With Officer	4	11	12	5	21	39	20	16	20	11	4	11	174
Town Code Violation	0	2	0	0	1	1	5	1	1	0	0	0	11
Traffic Direct	45	42	43	37	51	44	17	17	50	37	36	28	447
Traffic Stop	70	79	59	69	112	159	184	68	94	71	84	52	1101
Trespassing	0	0	0	1	1	2	1	1	0	3	1	1	11
Unlock Vehicle	2	1	2	0	2	4	3	3	0	2	2	0	21
Warrant Served	1	1	0	2	0	0	1	0	0	0	0	3	8
Water Rescue	0	0	0	0	0	7	3	2	0	1	0	0	13
Welfare Check	6	2	3	5	1	4	4	3	1	4	2	0	35
Total	1730	1394	1334	1715	1894	2188	2061	1567	1491	1405	1617	1515	19911

Calls for Service



Incidents Reported in 2022

Primary Offense	Total Reported	Cleared	Percentage Cleared
Sexual Assault	2	1	50%
Simple Assault	8	8	100%
Communicating Threats	2	2	100%
Burglary/B+E	5	5	100%
Shoplifting	2	2	100%
All Other Larceny	5	4	80%
Motor Vehicle Theft	1	1	100%
False Pretenses/Swindling	3	3	100%
Credit Card/ATM Fraud	1	1	100%
Identity Theft	1	1	100%
Stolen Property Offenses	1	1	100%
Destruction of Property	11	10	90.9%
Drug Violations	37	37	100%
Drug Equipment Violations	4	4	100%
Obscene Material	1	1	100%
Driving While Impaired	18	18	100%
Family Offenses, Non-Violent	1	1	100%
Liquor Law Violations	1	0	0%
Verbal Abuse	1	1	100%
Suicide	1	1	100%
Traffic Related Violations	3	3	100%
Warrant Service	9	9	100%
Criminal Summons	1	1	100%
Resist, Delay, Obstruct	2	2	100%
Local Ordinance Violations	1	1	100%
K-9 Request	29	29	100%
Involuntary Commitment	2	2	100%
Hit & Run	4	4	100%
Found Property	8	8	100%
Domestic	3	3	100%
Animal Bite	3	3	100%
Death Investigation	3	3	100%
Dispute	1	1	100%
Assist Other Agency	5	5	100%
Airplane Crash	1	1	100%
	181	177	97.8%

Offenses Reported in 2022

Offense	Total Reported
Sexual Assault	2
Simple Assault	9
Communicating Threats	3
Burglary/B+E	6
Shoplifting	2
Theft from Building	1
All Other Larceny	6
Motor Vehicle Theft	1
False Pretense/Swindling	3
Credit Card/ATM Fraud	1
Identity Theft	1
Stolen Property Offenses	1
Destruction of Property/Vandalism	12
Drug Violations	57
Drug Equipment Violations	40
Pornography/Obscene Material	1
Weapons Law Violations	1
Disorderly Conduct	1
Driving While Impaired	18
Family Offenses, Nonviolent	1
Liquor Law Violations	3
Aircraft Crash	1
Alcohol Related Violations	5
Animal Bite	3
Chase	2
Service of Criminal Summons	1
Dispute	1
Death Investigation	3
Domestic	3
Forgery	1
Found Property	8
Hit & Run	4
Involuntary Commitment	2
K-9 Request	29
Littering	1
Local Ordinance Violation	2
Assist Other Agency	3
Overdose	1
Resist, Obstruct, Delay	3
Suicide	1
Traffic Related Violations	29
Service of Warrant	10
Other Call for Service	3
Total Offenses	286

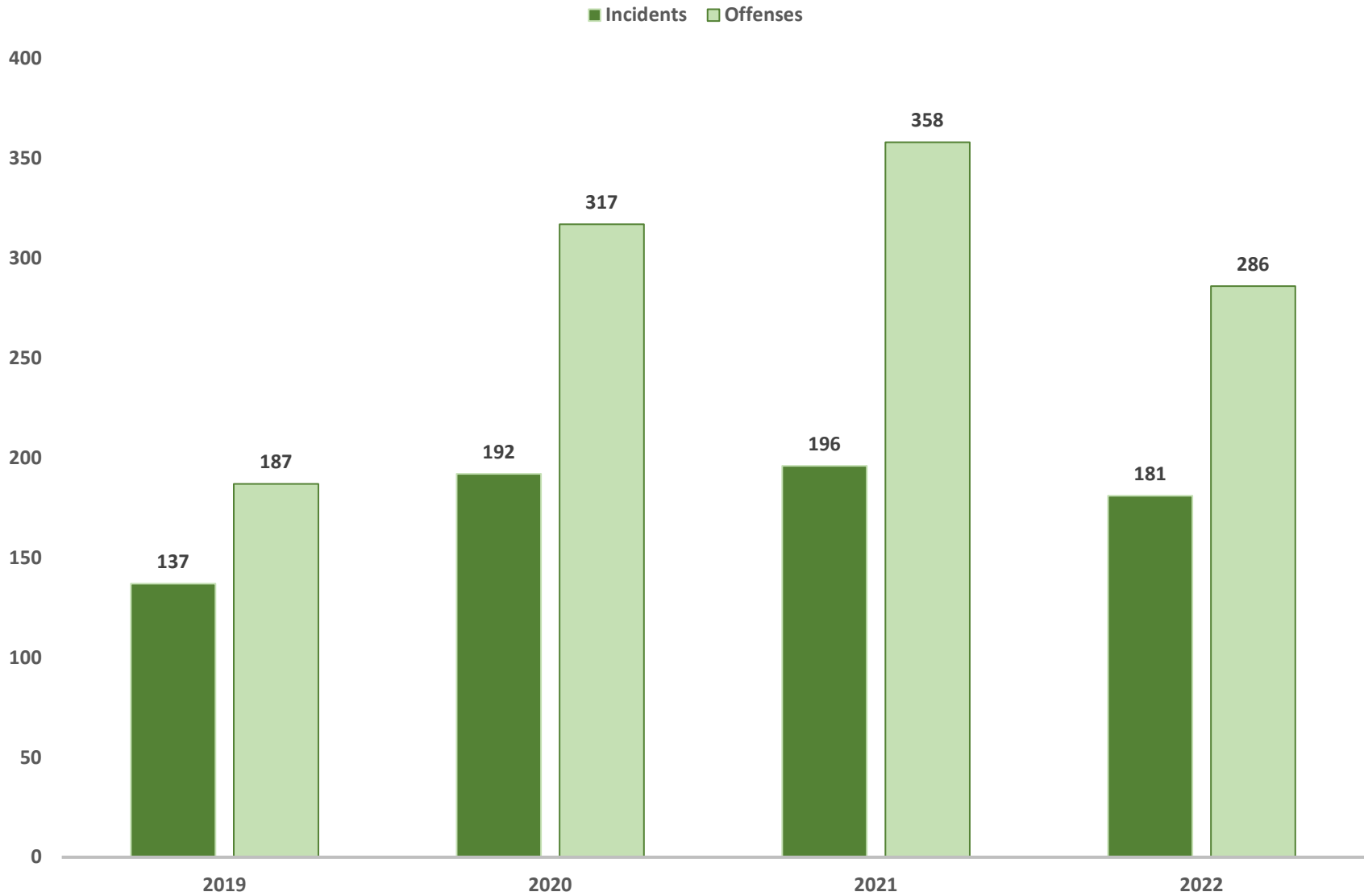
Incidents/Offenses Reported

Incident - one or more offenses committed by the same offender, or group of offenders acting in concert, at the same time and place.

Offense – all crimes that have occurred within a single incident with which an offender may be charged.

Example: Police may be called to a residence in which someone broke into a home to commit a theft and in the process assaulted the homeowner and upon fleeing stole a car. This is reported as one incident in which three separate offenses occurred.

Incidents/Offenses Reported



Criminal Arrests in 2022

Primary Offense	Arrest Totals
Simple Assault	4
Shoplifting	1
Motor Vehicle Theft	1
Destruction of Property	1
Drug Violations	36
Drug Equipment Violations	6
Driving While Impaired	18
Liquor Law Violations	1
Service of Warrant	9
Service of Criminal Summons	1
Resist, Delay, Obstruct	2
Local Ordinance Violation	1
Hit & Run	1
Traffic Related Violations	2
Communicating Threats	1
TOTAL	85

Total Offenses Charged in 2022

Offenses	# Charges
Simple Assault	5
Shoplifting	1
Motor Vehicle Theft	1
Destruction of Property	1
Drug Violations	51
Drug Equipment Violations	31
Weapons Law Violations	1
Disorderly Conduct	1
Driving While Impaired	18
Liquor Law Violations	3
Resist, Delay, Obstruct	2
Communicating Threats	2
Traffic Related Violations	23
Service of Warrant	10
Local Ordinance Violations	2
Alcohol Related Violations	3
Littering	1
Overdose	1
Hit & Run	1
Criminal Summons	1
TOTAL	159

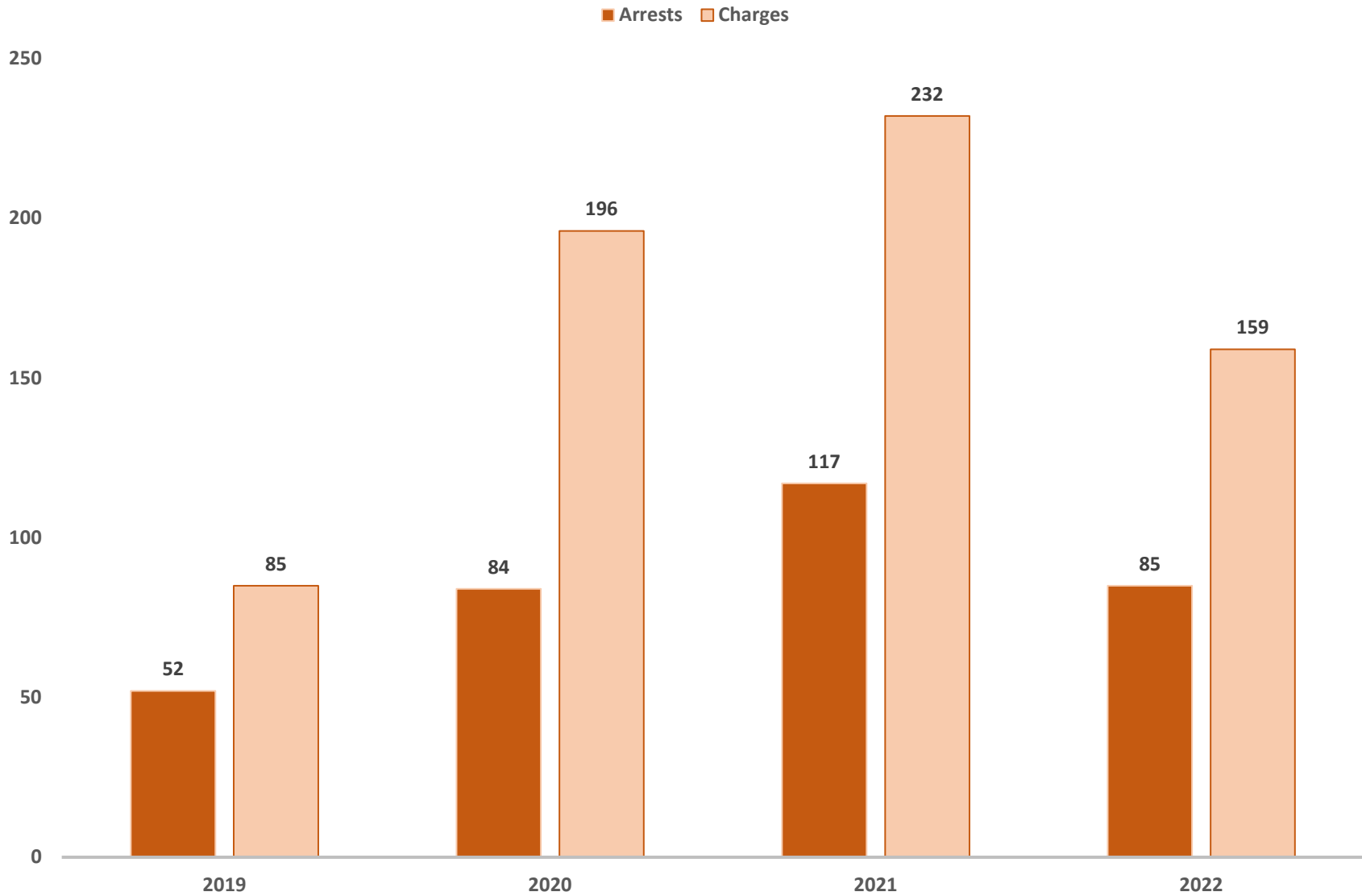
Criminal Arrests / Charges

Arrest – the physical detainment of an individual suspected of violating criminal laws. Multiple offenses from one or more incidents may be charged in the course of one arrest.

Charges – the separate offenses in which a suspect is charged with for violation of criminal laws during an arrest.

Example: Police arrest John Doe for Breaking & Entering. There were three charges for Breaking & Entering as well as charges for Larceny from three separate Incidents, but they were all recorded as one arrest.

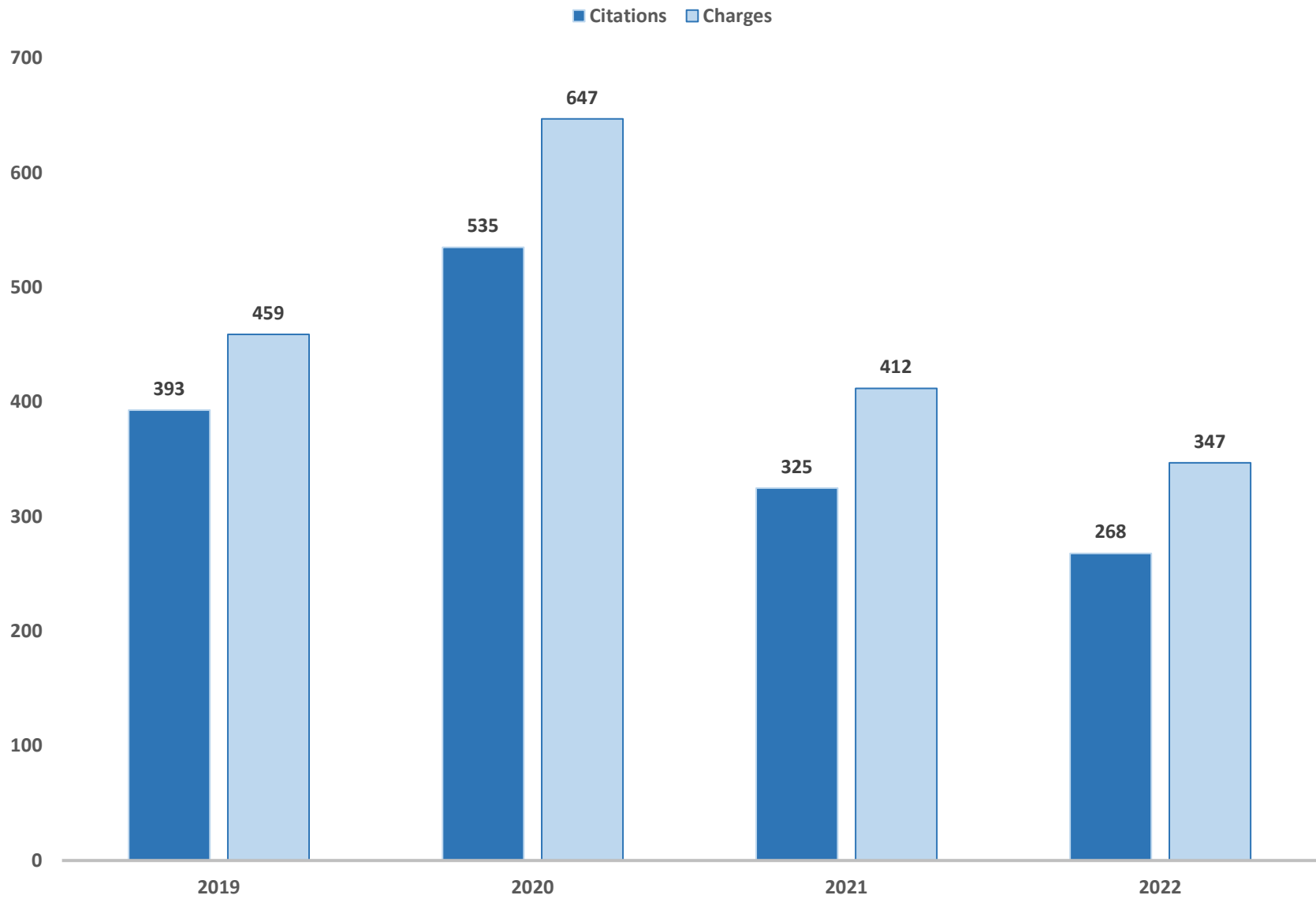
Criminal Arrests / Charges



Violations Issued via Citation

Violations	Total Issued
Driver's License	81
Driving While Impaired	2
Registration	57
Speeding	48
Stop Light/Sign	18
Insurance	10
Seat Belt	12
Unsafe Movement	13
Drugs	25
Drug Equipment	21
Inspection	19
Alcohol Related	9
Failure to Maintain Lane Control	3
Improper Passing	10
Hit & Run	4
Carless & Reckless	3
Disobey Traffic Direction	1
Equipment	3
Failure to Yield	2
Left of Center	1
Fail to Stop for School Bus	1
Littering	1
Following too Closely	1
Local Ordinance	1
Damage to Property	1
TOTAL Violations	347

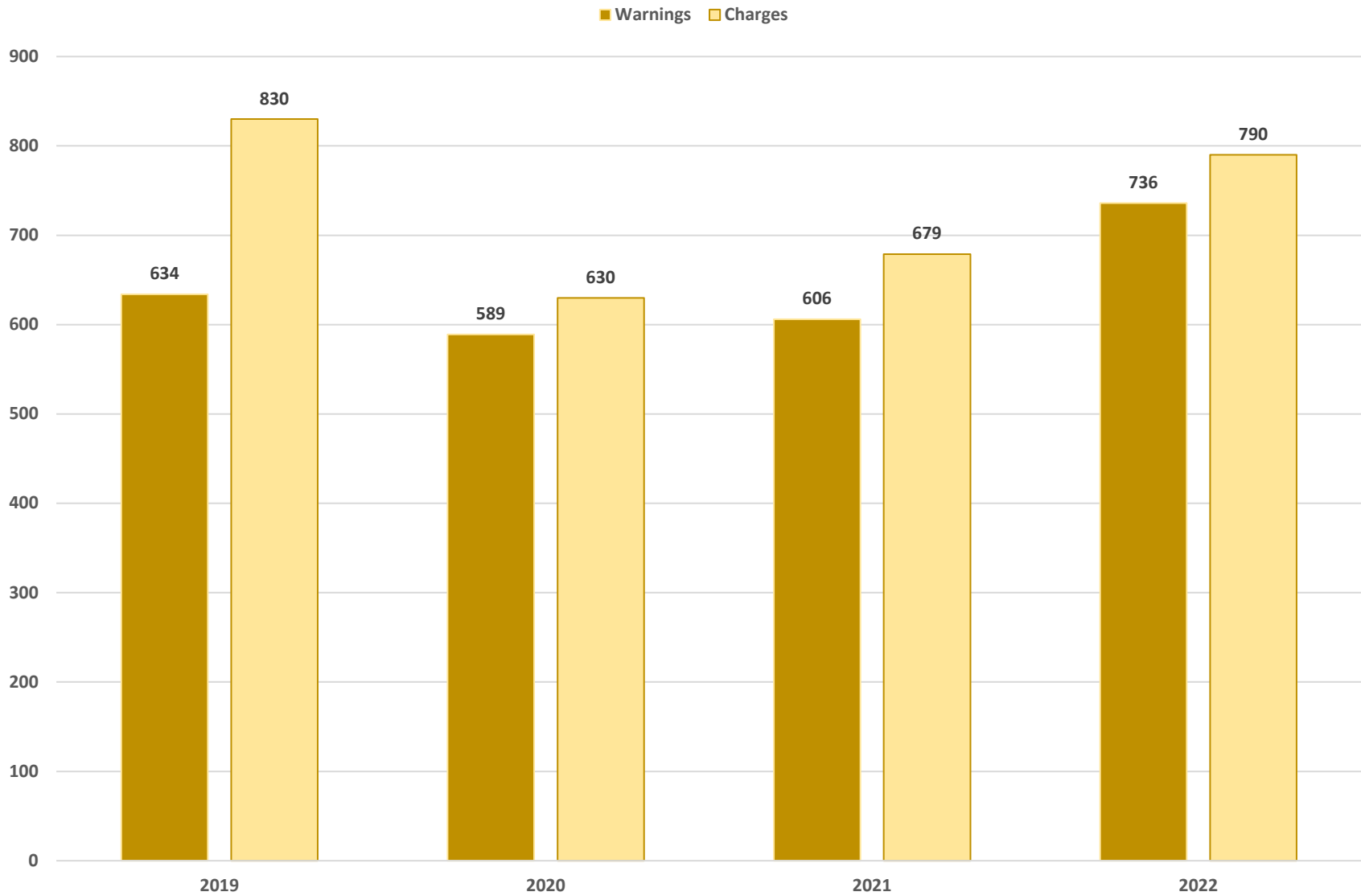
Citations / Charges



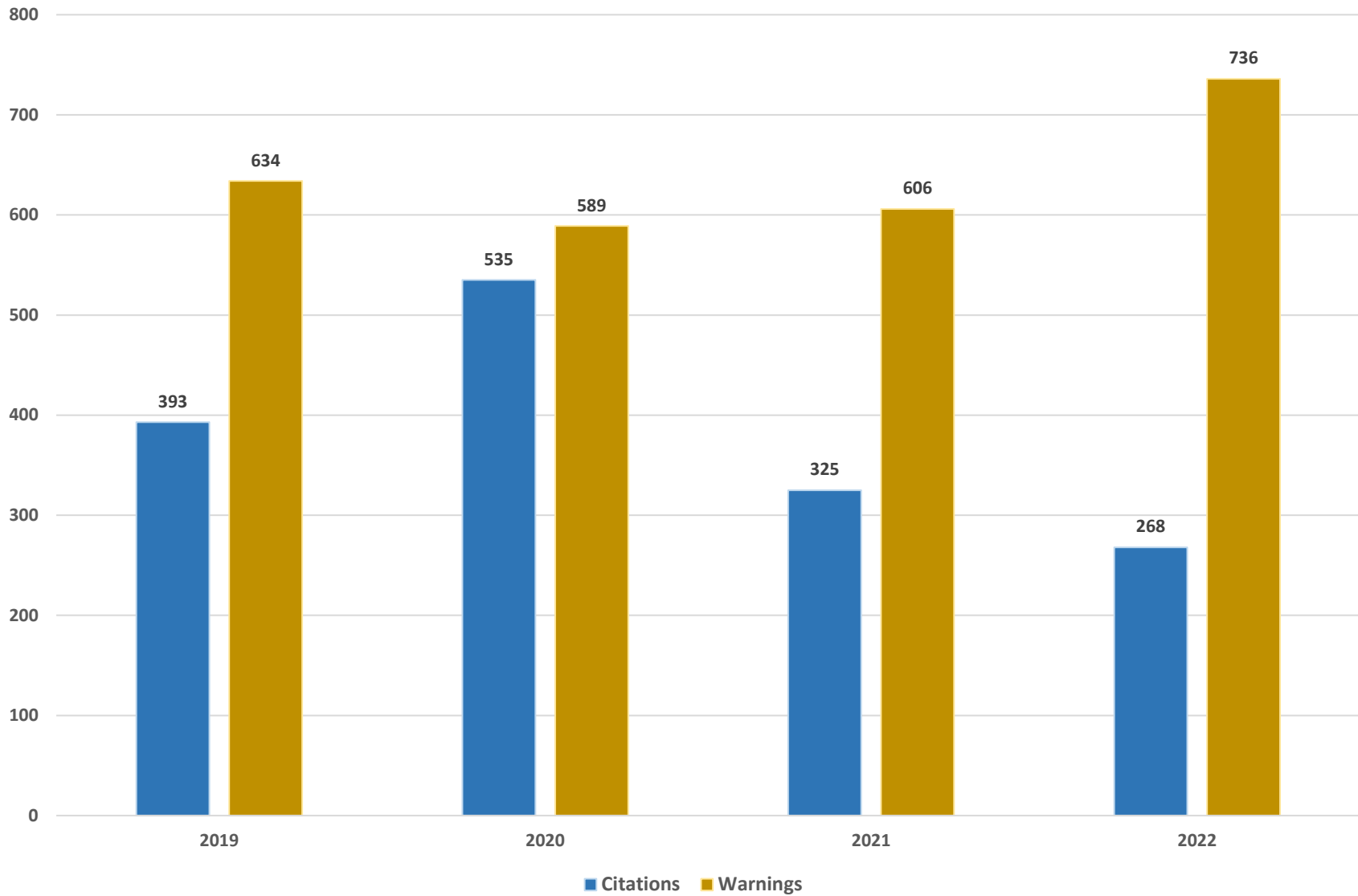
Violations Issued via Written Warning

Violations	Total Issued
Driver's License Violation	19
Equipment	218
Exhaust Emissions	1
Failure to Wear Seat Belts	34
Following Too Closely	6
Improper or No Signal	3
Improper Passing	11
Improper Turn	2
Inspection Violation	18
Left of Center	22
No Insurance	2
Pedestrian Violation	1
Registration	88
Speeding	161
Stop Sign/Signal	152
Unsafe Movement	26
Drugs / Drug Paraphernalia	9
Window Tint	3
Fail to Maintain Lane	3
Use of Blue Light	1
Passing Stopped School Bus	1
Other	9
TOTAL	790

Warnings / Charges



Citations and Warnings



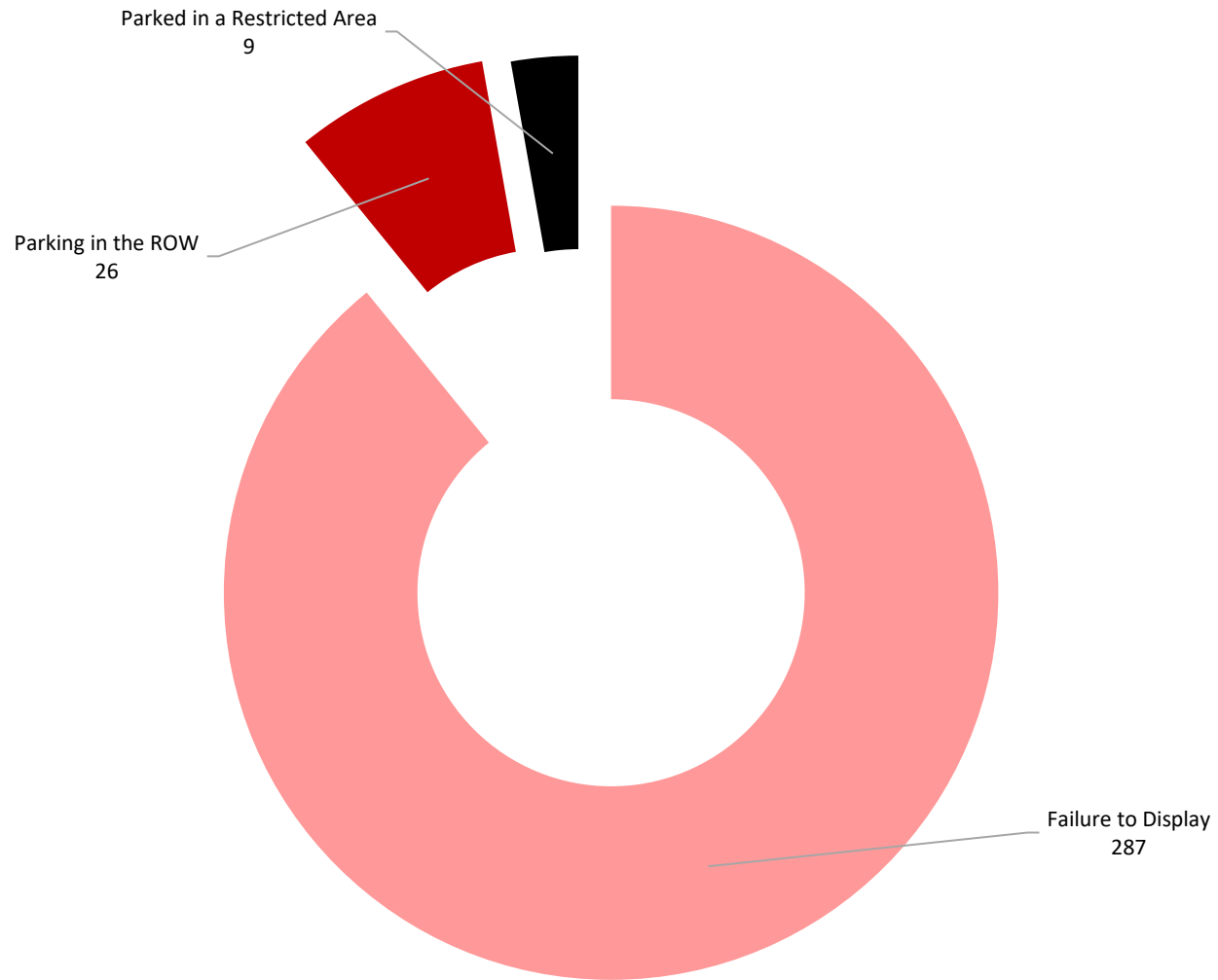
Traffic Violations via Location

Stop Sign / Light Violations		# Issued
S. Dogwood Trail		129
E. Dogwood Trail		7
US 158 / N. Croatan Hwy		15
NC 12 / Duck Rd		4
Ocean Blvd		3
Chicahauk Trail		1
Spindrift Trail		1
Hickory Trail		4
Pintail Trail		1
Sea Oats Trail		2
Mallard Cove Loop		1
Unknown / Other		2
		170
Speeding		# Issued
S. Dogwood Trail		27
E. Dogwood Trail		2
US 158 / N. Croatan Hwy		26
NC 12 / Duck Rd		105
Ocean Blvd		15
Chicahauk Trail		1
Spindrift Trail		1
Hickory Trail		1
Juniper Trail		13
Sea Oats Trail		11
Wax Myrtle Trail		1
N. Dogwood Trail		1
Unknown / Other		5
		209

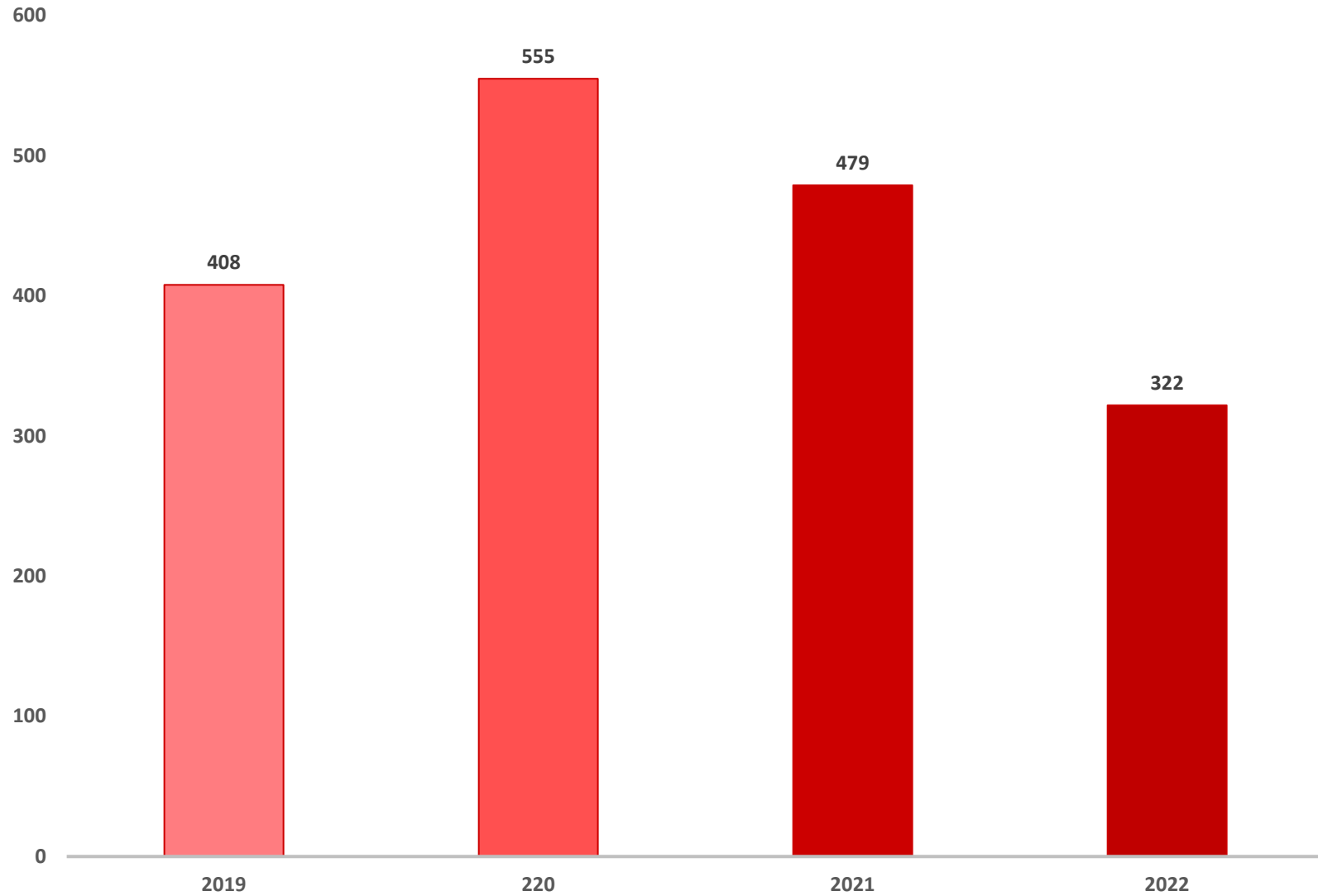
Local Ordinance Violations

Violations	Total Issued
Failure to Display Permit	287
Parked in Restricted Area	9
Parking in the ROW	26
TOTAL	322

Town Ordinance Violations



Town Ordinance Violations

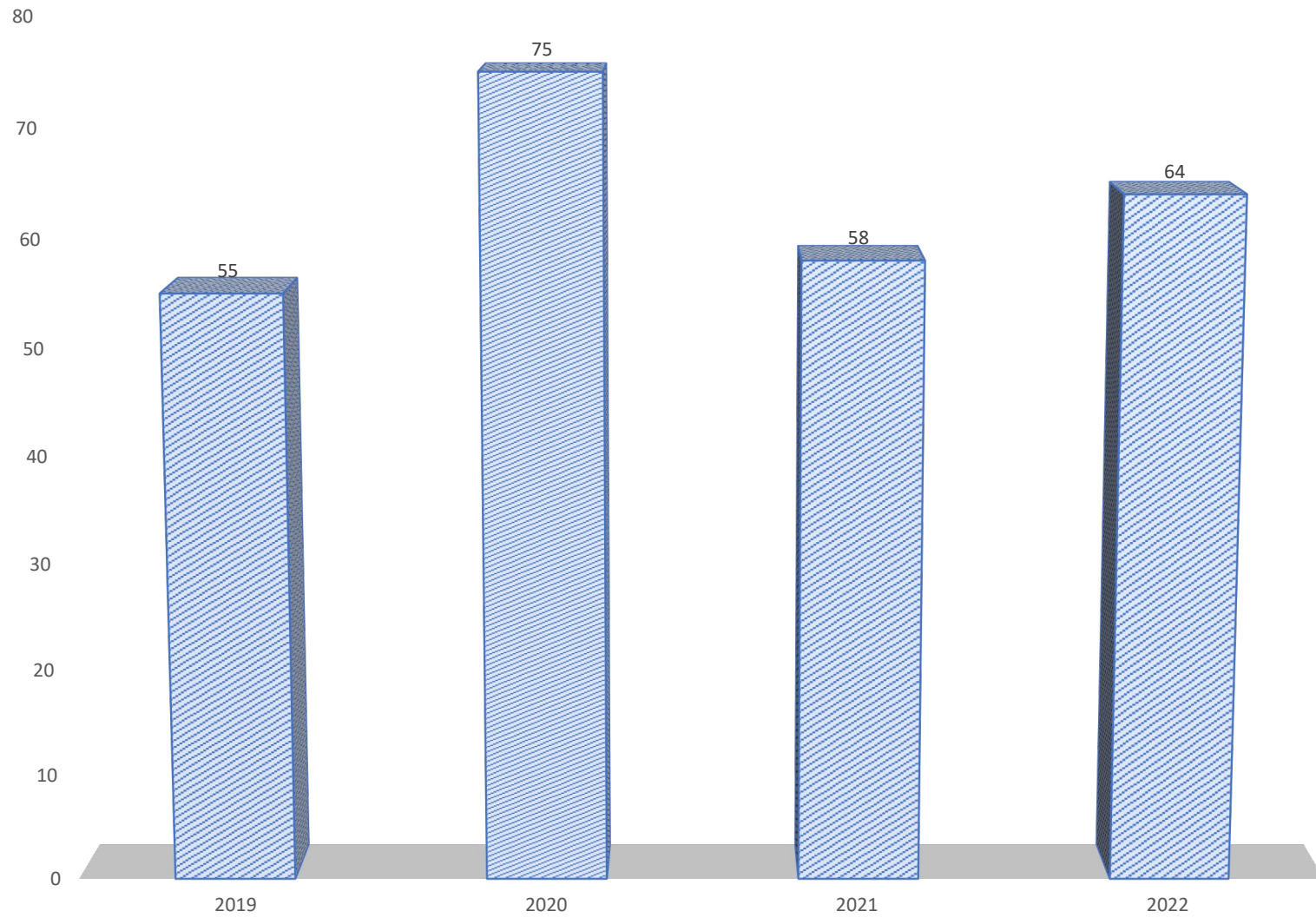


Motor Vehicle

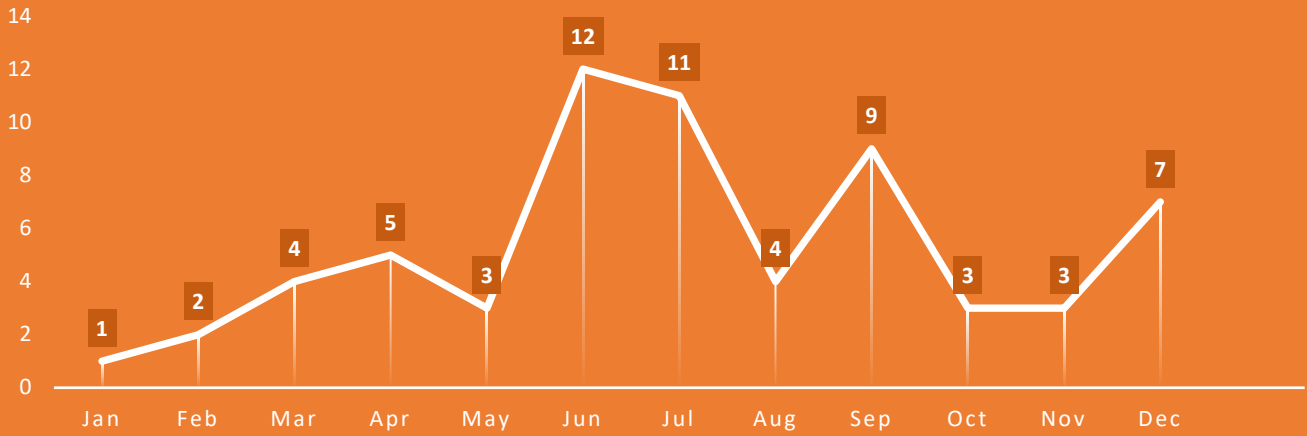


Crashes

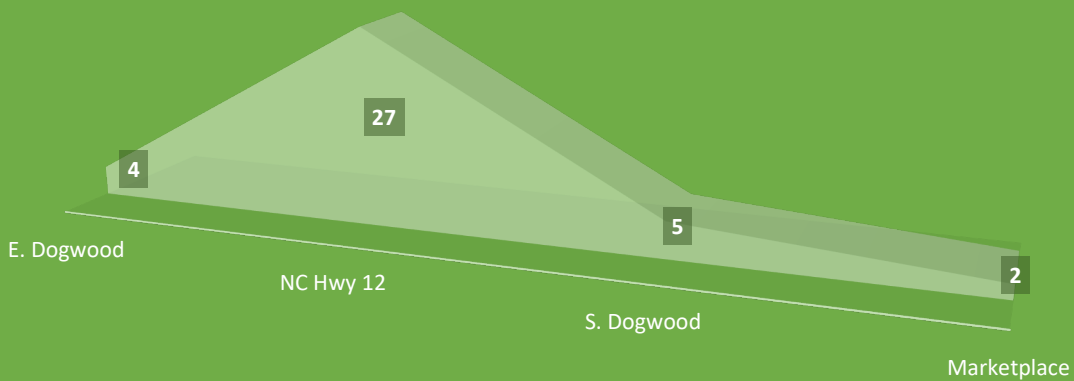
Motor Vehicle Accidents



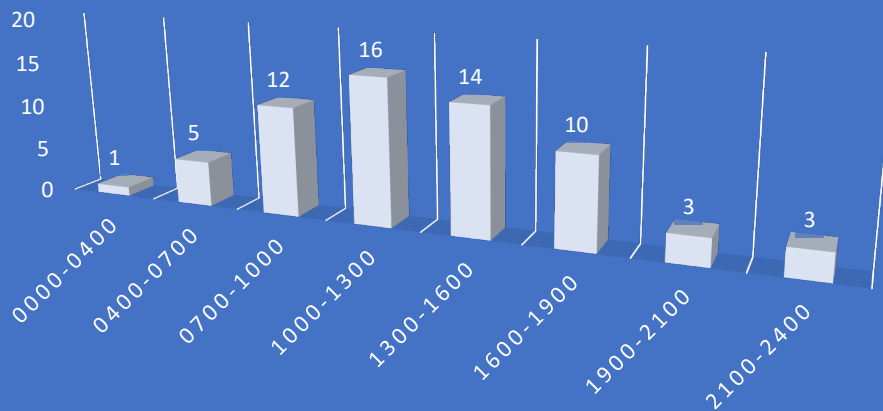
ACCIDENTS PER MONTH



LOCATION OF ACCIDENTS



TIME OF DAY ACCIDENT OCCURRED



Community Oriented Policing

2
0
2
2





**2022 Officer of
the Year**

**PO Thomas H.
Long**

2022 “Top Gun”


**Sgt. Eric P.
Brinkley**






Toys For Tots

The Southern Shores Police Department annually supports the Toys for Tots program by serving as a drop off point. Chief Kole's grandson leads by example and cheerfully deposits his donation.





**Drone footage of
summer traffic through
Southern Shores.**








**Aerial views of the
KHES Fall Carnival
courtesy of the
SSPD drone.**




Kitty Hawk Elementary School Fall Carnival





BOOZE IT & LOSE IT


**B
A
T
m
o
b
i
l
e**



WATER MAIN BREAK

(at 132A Ocean Boulevard)

Officers spent the better part of 16 hours directing traffic around the large water main break.








Career Day at First Flight Highschool



Officer Zach Eanes And K-9 Echo

Officer Eanes is the first K-9 officer in the history of the Southern Shores Police Department. Acquiring K-9 Echo was done largely with grant funds as well as training that Officer Eanes received to be Echo's handler. Since becoming an active member of the department, this K-9 unit has been busy not only in the Town of Southern Shores but also providing assistance to other departments in need of their expertise. Way to go Zach and Echo!





**Officer Chris
Simpson
conducting a traffic
stop with the
assistance of
Officer Zach Eanes
and K-9 Echo.**

D. A. R. E. Graduation

